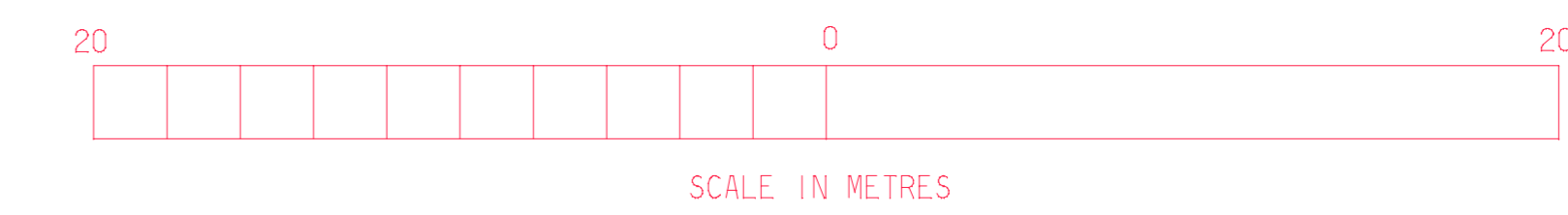
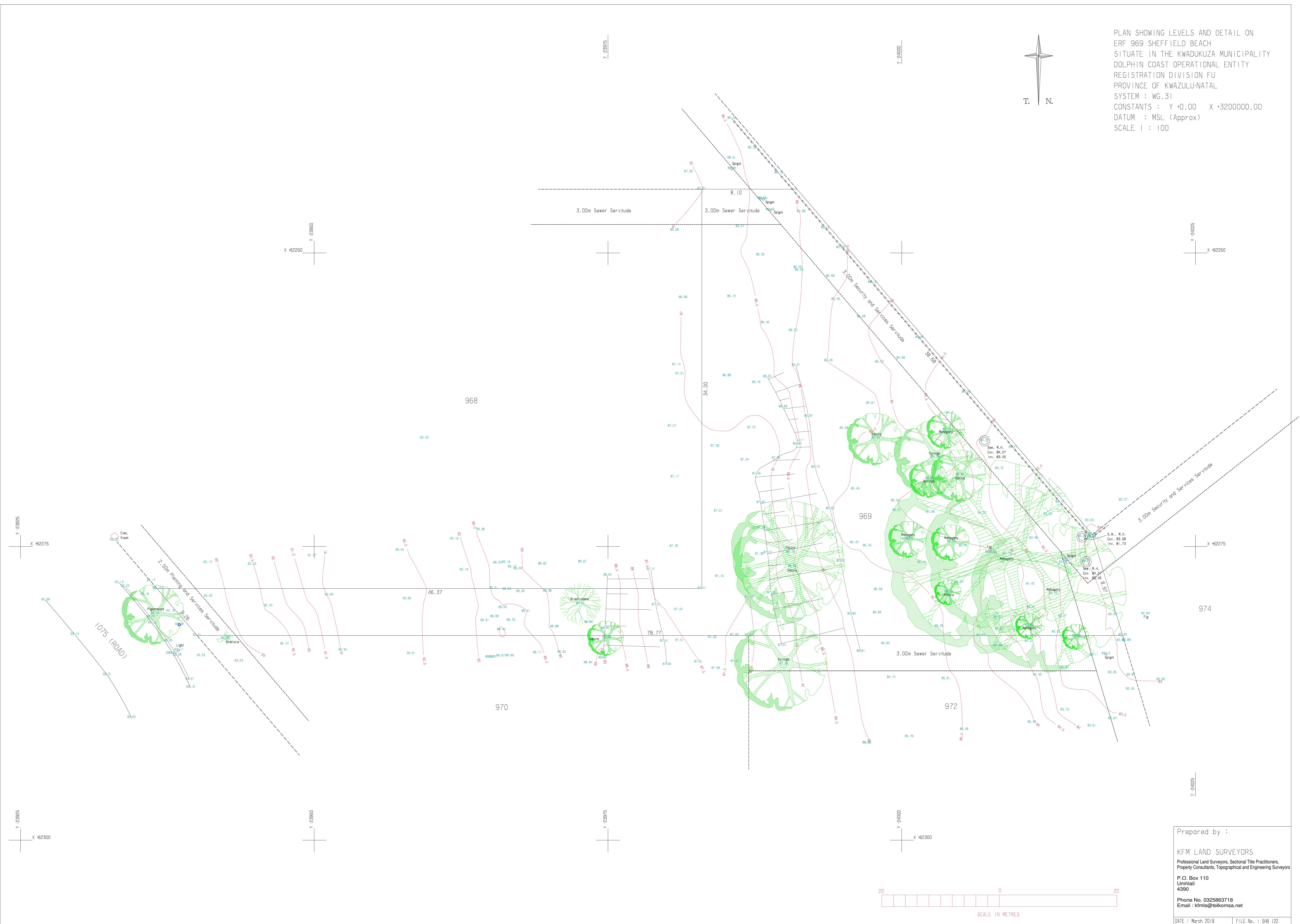



PLAN SHOWING LEVELS AND DETAIL ON  
 ERF 969 SHEFFIELD BEACH  
 SITUATE IN THE KWADUKUZA MUNICIPALITY  
 DOLPHIN COAST OPERATIONAL ENTITY  
 REGISTRATION DIVISION FU  
 PROVINCE OF KWAZULU-NATAL  
 SYSTEM : WG.31  
 CONSTANTS : Y +0.00 X +3200000.00  
 DATUM : MSL (Approx)  
 SCALE 1 : 100



Prepared by :  
**KFM LAND SURVEYORS**  
 Professional Land Surveyors, Sectional Title Practitioners,  
 Property Consultants, Topographical and Engineering Surveyors  
 P.O. Box 110  
 Umhlali  
 4390  
 Phone No. 0325863718  
 Email : kfmis@telkomsa.net  
 DATE : March 2019 FILE No. : SHB 122